










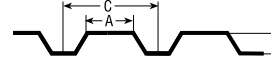
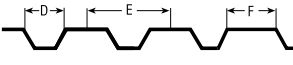
STONE BURIER WITH BED FORMER SHAPER TYPE RSE

For tractors from 80 to 160 HP

Built with a working width from 145 to 360 cm, required power from 80 to 160 HP and working depth from 15 to 30 cm. RSE stone burier with bed former shaper is a professional machine used mainly by horticultural companies that need to work in hard soils.

Thanks to the modular structure of our machines it is possible to link to RSE stone burier with bed former shaper different accessories realized on request of our customers.



TYPE										Single bed former shaper						Multiple bed former shaper						
														A = cm		B = cm		C = cm		D = cm	E = cm	F = cm
										MIN	MAX	MIN	MAX	MIN	MAX	MIN	MIN	MIN				
145 RSE	145	170	540	28/42	240	80-100	1040	1240	15/30	105	125	10	25	155	185	25	45	20				
165 RSE	165	190	540	32/48	240	80-100	1100	1310	15/30	125	145	10	25	175	205	25	45	20				
185 RSE	185	210	540	36/54	240	90-100	1160	1370	15/30	145	165	10	25	195	225	25	45	20				
210 RSE	210	235	540	40/60	240	100-120	1280	1390	15/30	170	190	10	25	220	250	25	45	20				
230 RSE	230	255	540	44/66	240	110-130	1360	1560	15/30	190	210	10	25	240	270	25	45	20				
250 RSE	250	275	540	48/72	240	120-140	1450	1650	15/30	210	230	10	25	260	290	25	45	20				
270 RSE	270	295	540	52/78	240	130-150	1560	1750	15/30	230	250	10	25	280	310	25	45	20				
300 RSE	300	325	540	60/90	240	130-160	1690	1810	15/30	260	280	10	25	310	340	25	45	20				
320 RSE	320	345	540	64/96	240	130-160	1810	2010	15/30	280	300	10	25	330	360	25	45	20				
360 RSE	360	385	540	72/108	240	130-160	1950	2150	15/30	320	340	10	25	370	400	25	45	20				

RSE



Weight with wheels



Weight with hydraulic motorized roller